

AUSTRALIAN GEOGRAPHIC NATURE ——— PHOTOGRAPHER OF THE YEAR —

AUSTRALIA NEW ZEALAND ANTARCTICA NEW GUINEA

A SOUTH AUSTRALIAN MUSEUM EXHIBITION

JUNIOR PHOTOGRAPHY QUEST


**An activity for exploring
the Museum inside and out.**

Do you like taking photos of nature? The South Australian Museum is sending you on a photography quest through the Museum and into the great outdoors to snap your own nature photographs. Who knows, you could be in next year's **Australian Geographic Nature Photographer of the Year!**

So grab your device, and try these different techniques of photography in the Museum (flash-free).

Use **#NPOTY** and **#mysamuseum** to share!

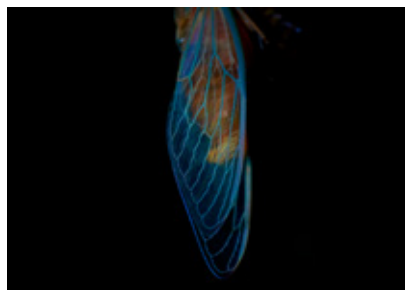
COLOUR ——— MUSEUM



The magical world of the deep! Nature is full of dazzling colours, even under the waves. Head up to the Biodiversity Gallery on Level 2 to visit the sea creatures and coral. Can you take a photo that captures the bright colours on display?

Red Pygmy Seahorse (detail), Mary Gudgeon

PATTERN ——— MUSEUM



The bright pattern of these wings stands out against the dark background in Coco's photograph. Look for creatures with patterns throughout the Museum's displays. Zoom in and take a photo that shows the different patterns you find.

Wonderful Wings (detail), Coco Moens

MONOCHROME ——— MUSEUM




Not all photographs need to be in colour. Sometimes by removing the colour, other details suddenly become more visible. Use the filter functions on your device to take a black and white photo of an object in the Museum. What do you notice that you did not see before?

Couple Life (detail), Franco Tulli

CLOSE-UP

MUSEUM/OUTDOORS



Get up close and personal with something tiny! Find an insect in the Museum collection or something wild outside, zoom in and get that close-up shot!

Spider's in Disguise: The Ant-ics of Mimicry (detail), Francois Brassard

UNUSUAL VIEWS

MUSEUM FRONT LAWNS



Not all photographs have to be taken looking straight ahead. Head outside, try lying on the grass and use the sky as the backdrop. You can even place your device on the ground to get an ant's eye view through the grass. Can you think of any other perspectives?

Enchanted Forest (detail), William Patino

REFLECTION

MUSEUM/OUTDOORS



Try a clever photo shot in the water using reflection to create a mirror effect. Head over to the Museum fountains and see what is reflected in the water through your lens.

One in a Million (detail), Jake Wilton

BOTANICAL

OUTDOORS




Take a walk, near or far, and capture a botanical wonder. Look for plants with bright or unusual colours to feature in your photograph. Who knows, you may even capture a butterfly at the same time!

The Rewilding Revival (detail), Cheng Kang

SILHOUETTE

OUTDOORS



Michael photographed this wren in silhouette sitting on a wire fence against a bright background. Head outside at sunrise or sunset and see if you can catch a bird, tree or other natural wonder as a silhouette.

Early Morning Songster (detail), Michael Snedic

MOVEMENT

OUTDOORS



Sometimes a photographer can capture an animal in motion. Their secret is patience and staying very still! Find a comfortable place outside the Museum to watch and wait for the perfect moment to capture an animal in action.

En Pointe (detail), Claire Greenwell

PANORAMA

MUSEUM FRONT LAWNS



A panorama joins together multiple images to create a wide view. Use the panorama setting on your device and move your camera slowly left to right to take a photograph on the Museum lawns. Keep the horizon straight. What features did you capture?

Mount Ive Glow (detail), William Godward

